

IN SLAB

1. CONNOLLY KEYJOINT



1. PRODUCT NAME
2. SUPPLIER
3. PRODUCT DESCRIPTION
4. KEY FEATURES
5. FIXING INSTRUCTIONS
6. SPECIFICATIONS
7. CAPPING STRIPS
8. WELDED FOOT AND PEG

2. SUPPLIER

Canzac Ltd
3 Parkhouse Road
Wigram
Christchurch
New Zealand
8042
Ph (03) 343 4254
Fx (03) 343 4237
www.canzac.com

3. PRODUCT DESCRIPTION

The Connolly Keyjoint is a galvanised steel tongue and groove formwork that becomes part of the slab, forming the control joint. Its unique fixing system makes installing simple and at least twice as fast as the conventional formwork methods.

CANZAC Keyjoint is commonly found in residential house slabs. A free joint is achieved by separating a slab with the Keyjoint set in place by using the supplied peg and wedge system.

Keyjoint is a galv profile. Because it is a thin galv length care needs to be taken before and during the pour. It is a single pour system and isnt strong enough to be used as a stop pour.

Pour some dabs of concrete around the pegs and if pumping, pump directly over the keyjoint and take care until you are confident it is set in place.

If a speed dowel is specified you can easily for 100mm slabs insert the dowel and sleeve through the pre punched knockouts and wire them to your mesh.

4. KEY FEATURES

- Eliminate traditional checker boarding technique
- Eliminates ponding as it can be used to maintain drainage falls
- Control cracking on large slabs, including houses and factories
- Supplied with one wedge and one dowel peg per 750mm for normal use

5. FIXING INSTRUCTIONS



Position Keyjoint in desired location and drive in the supplied pegs.

NOTE: The longest flange of the Keyjoint always goes to the top

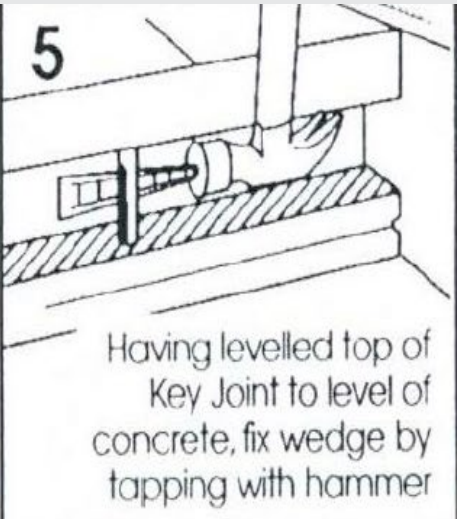
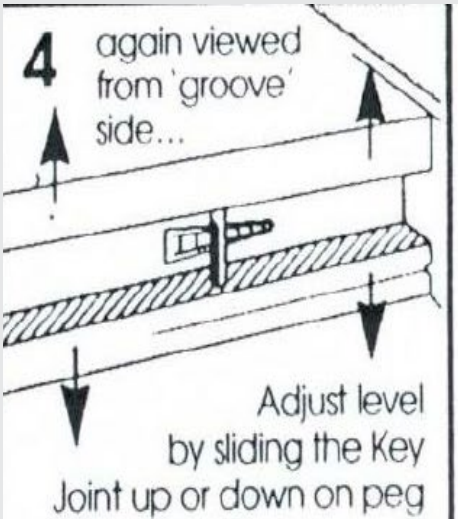
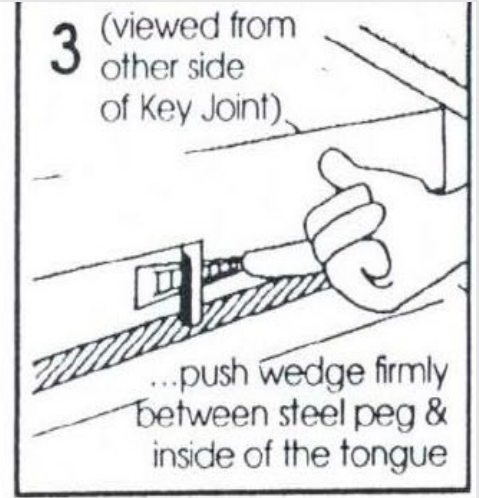
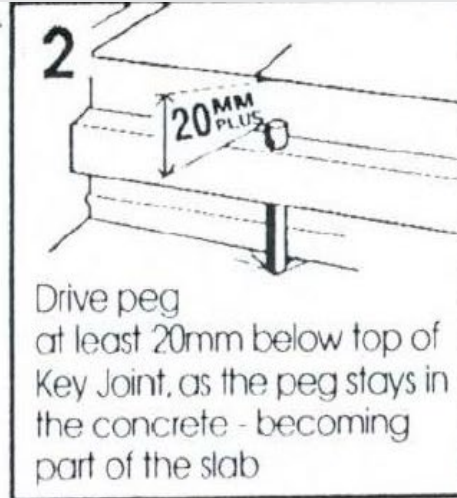
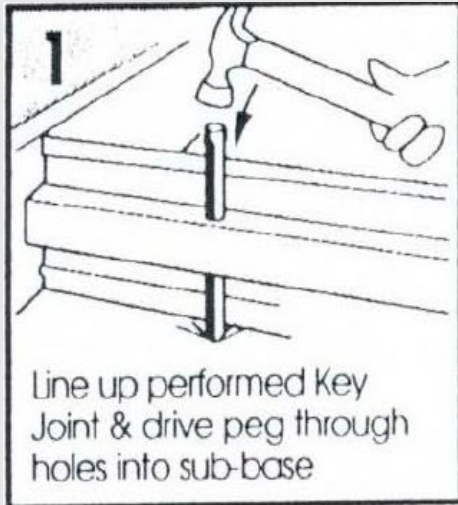


Adjust the Keyjoint to the correct height and secure by tapping in the supplied wedges.

If capping strips are to be used allow the appropriate set down distance and apply capping strip prior to pouring concrete.



Place the reinforcement and pour the concrete over the Keyjoint. Finish concrete surface to the top of the joint (NOT ABOVE IT). Always pour concrete evenly to both sides of the joint and ensure concrete is compacted into the keyways.



6. SPECIFICATIONS

PRODUCT CODE	KJ100	KJ150	KJ200	KJ300
BASE METAL	0.4mm Steel Galv 200gm/m ²	0.55mm Steel Galv 200gm/m ²	0.55mm Steel Galv 200gm/m ²	0.75mm Steel Galv 275gm/m ²
HEIGHT	90mm (for 100mm slab thickness)	135mm (for 150mm slab thick- ness)	180mm (for 200mm slab thickness)	270mm (for 300mm slab thickness)
LENGTH	6.0m & 3.0m Standard Length	6.0m & 3.0m Standard Length	6.0m & 3.0m Standard Length	6.0m & 3.0m Standard Length
KNOCK-OUT SIZES AND SPACINGS	Refer Below	Refer Below	Refer Below	Refer Below
TONGUE SLOPE	1 : 3	1 : 3	1 : 3	1 : 3
TONGUE DEPTH	19.5mm	24 mm	30 mm	36 mm
PEG AND WEDGE QUANTITY	Pack of 8 pegs and 8 wedges per 6.0m length	Pack of 8 pegs and 8 wedges per 6.0m length	Pack of 8 pegs and 8 wedges per 6.0m length	Pack of 8 pegs and 8 wedges per 6.0m length
PEG MATERIAL	Deformed mild steel bar. Fibre- glass pegs also available	Deformed mild steel bar. Fibre- glass pegs also available	Deformed mild steel bar. Fibre- glass pegs also available	Deformed mild steel bar. Fibre- glass pegs also available
PEG DIAMETER	8.5 - 9.5 mm	8.5 - 9.5mm	8.5 - 9.5mm	12mm
PEG LENGTH	350 mm	390 mm	500 mm	780 mm
WEDGE MATERIAL	0.75mm Steel Galv 275gm/m ²	0.75mm Steel Galv 275gm/m ²	0.75mm Steel Galv 275gm/m ²	0.75mm Steel Galv 275gm/m ²
WEDGE LENGTH	115 mm	115 mm	115 mm	115 mm

7. CAPPING STRIPS


Rebate Mould

This rigid two-piece plastic capping is designed for heavy traffic areas. The capping fits into and locks onto the fold along the top of the Keyjoint. When fitting match in the profile of the mould with the profile of the fold on the Keyjoint. The top section of the Rebate Mould is removed when the sealant is to be applied. Available in two sizes: 20mm wide x 10mm deep and 112mm x 12mm, in lengths of 3 meters.



Permanent Filler Strip

Closed cell, cross linked polyethylene foam which is chemically resistant to common acids (except concentrated nitric acid), alkalis, solvents, lubricating oils and detergents. Excellent compression and expansion properties. The permanent filler strip is available in depths to suit each CANZAC Keyjoint profile. The strips are produced in six meter length and designed to have a depth into each slab of approximately 1/4 of joint thickness.




Retained PVC Capping

Extruded from plasticised poly vinyl chloride which is UV treated, ensuring its longevity outdoors. This particular material is resistant to oils and petroleum based products although it is not resistant to chemical solvent such as acetone, trichlorethylene, xylene etc. The option of the tear off top section, once removed, leaves a clean line for areas where an architectural finish is required. Quick to install and designed for joint spacings where curing shrinkage is not excessive. Available in 24 metre rolls.



Removable PVC Capping

A flexible PVC Capping designed to fit easily onto Canzac Keyjoint and form a void in the finished concrete. It is a good concreting practise to seal all contraction joints in concrete pavements. Sealing the joint guards against foreign material entering the joint which over a period of time, will prevent thermal expansion and subsequently cause the joint to fail. Once the concrete has cured the capping is stripped out and the void filled with an appropriate sealant. The standard removeable capping is produced in 24 meter coil, with removable manufactured in 6 meter rolls.



8. WELDED FOOT & PEG

- Compatible with every length and size of Keyjoint.
- Easily attached to the building platform with tape
- Made from steel
- (DIMS = (length) mm X (width) mm X (thickness) mm foot plate with (size) hole to one end, and (size) mm X mm peg welded to the centre of the foot plate.
- The best solution for securing Keyjoint when ground penetration is not an option

